

ENEE 661  
 Nonlinear Control Systems  
 Lecture 2

Planar Systems

The study of planar systems is best explored by the study of planar linear systems. Consider the system in  $\mathbb{R}^2$

$$\dot{x} = Ax,$$

where  $A$  is a  $2 \times 2$  <sup>real</sup> constant matrix. From linear algebra, there is a <sup>real</sup> nonsingular matrix  $P$  such that

$$J = PAP^{-1}$$

is one of the following three forms:

$$(i) \quad J = \begin{pmatrix} \lambda_1 & 0 \\ 0 & \lambda_2 \end{pmatrix}$$

$$(ii) \quad J = \begin{pmatrix} \lambda & 1 \\ 0 & \lambda \end{pmatrix}$$

$$(iii) \quad J = \begin{pmatrix} \alpha & \beta \\ -\beta & \alpha \end{pmatrix}.$$

These are the possible real Jordan forms.

The change of variables  $y = Px$  defines the system

$$\dot{y} = Jy$$

with the solutions related by the formulae

$$\begin{aligned} x(t) &= P^{-1} \bar{y}(t) \\ &= P^{-1} e^{Jt} y(0) \\ &= P^{-1} e^{Jt} P x(0). \end{aligned}$$

Everything about the behavior of  $x(t)$  can be determined from that of  $y(t)$

In case (i)

$$y_i(t) = e^{\lambda_i t} y_i(0) \quad i=1,2.$$

In case (ii),  $y_1(t) = e^{\lambda t} (y_1(0) + t y_2(0))$

$$y_2(t) = e^{\lambda t} y_2(0)$$

$$\Rightarrow y_1 = \frac{y_1(0)}{y_2(0)} y_2 + \frac{1}{2} \ln\left(\frac{y_2}{y_2(0)}\right) \cdot y_2$$

In case (iii), letting  $r = \sqrt{y_1^2 + y_2^2}$  and

$\phi = \arctan(y_2/y_1)$ , we get

$$\dot{r} = \alpha r$$

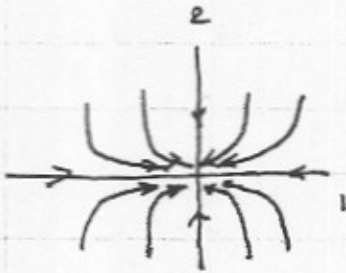
$$\dot{\phi} = -\beta$$

Thus in this last case  $r$  spirals in or out

of 0 according as  $\alpha > 0$  or  $\alpha < 0$ .

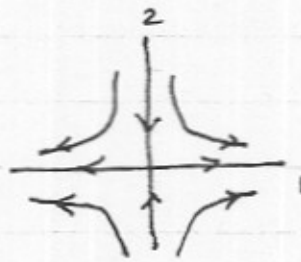
The behavior of the linear ~~system~~ <sup>system</sup> around the origin is thus captured by the classification in ~~the~~ Figure 1, upto a non-singular linear transformation P. ~~the~~ In the figure we represent behavior of  $(y_1, y_2)$ .

(i)



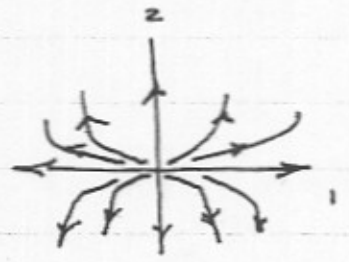
$$\lambda_2 < \lambda_1 < 0$$

stable node



$$\lambda_2 < 0 < \lambda_1$$



saddle



$$\lambda_2 > \lambda_1 > 0$$

unstable node

(ii)

(stable)  $\lambda < 0$ 

improper node

 $\lambda > 0$  (unstable)

(iii)

stable focus ( $\alpha < 0$ )center ( $\alpha = 0$ )unstable focus ( $\alpha > 0$ )

Figure 1

Classification Planar/Linear

It is clear that small perturbations of  $A$  would alter the phase portraits of the center and the improper node to one of the remaining 5 possibilities. These latter are the generic phase portraits near 0. The generic picture in the linear case carries over to the nonlinear setting.

Consider the nonlinear planar system,

$$\dot{x} = f(x).$$

Denote a solution starting at  $x$  by  $\phi_t^f(x)$ . The superscript here keeps track of the system in question. Thus,

$$\frac{d}{dt} (\phi_t^f(x)) = f(\phi_t^f(x))$$

$$\phi_0^f(x) = x. \quad (\text{initial condition})$$

Let  $x_e$  be an equilibrium point, i.e.

$$f(x_e) = 0.$$

Thus  $\phi_t^f(x_e) = x_e \quad \forall t \in \mathbb{R}$ .

Let us denote the linearization of  $f$  at  $x_e$  by  $A$ ;

$$A = \begin{pmatrix} \frac{\partial f_1}{\partial x_1} & \frac{\partial f_1}{\partial x_2} \\ \frac{\partial f_2}{\partial x_1} & \frac{\partial f_2}{\partial x_2} \end{pmatrix} \Big|_{x=x_e}$$



The solution to the linearization ~~is given by~~

$$\dot{x} = Ax$$

is given by

$$\phi_t^A(x) = e^{tA} x.$$

The map  $\phi_t^f : \mathbb{R}^2 \rightarrow \mathbb{R}^2$  is called  
the flow map and  $\left\{ \phi_t^f : t \in \mathbb{R} \right\}$  the flow  
of the system  
 $\dot{x} = f(x).$

If  $x_e$  is an equilibrium such that  $A$  has no eigenvalues on the imaginary axis, then we call  $x_e$  an hyperbolic equilibrium point. We now have the connection between the linearization and the nonlinear system.

Theorem (Hartman - Grobman)

Consider the nonlinear system

$$\dot{x} = f(x), \quad x \in \mathbb{R}^n$$

with hyperbolic equilibrium  $x_e$ . Let

$A = \left( \frac{\partial f}{\partial x} \right)_{x_e}$  denote the linearization of  $f$ .

Let  $\{\phi_t^f\}$  denote the flow of the nonlinear system. Then, there exists a map

$$F: B_\delta \subset \mathbb{R}^n \rightarrow \mathbb{R}^n$$

defining a sufficiently small neighborhood of  $x_e$ , such that  $F(x_e) = 0$ ,  $F$  is one-to-one, and onto  $F(B_\delta)$  and the map  $F$  as well as its inverse  $F^{-1}$  are continuous, (we call  $F$  a homeomorphism.) such that,

$$F(\phi_t^f(x)) = e^{tA} F(x) \quad x \in B_\delta$$

or more ~~succinctly~~ succinctly

$$\phi_t^f = F^{-1} \circ e^{tA} \circ F$$

Remark: We say that the flow  $\phi_t^f$  is conjugate to that of the flow  $e^{tA}$ . We have tacitly assumed that the nonlinear system has a well-defined solution for all time. This is not necessary for the statement of the theorem. We only need existence for  $|t| < T$ , some  $T > 0$ .

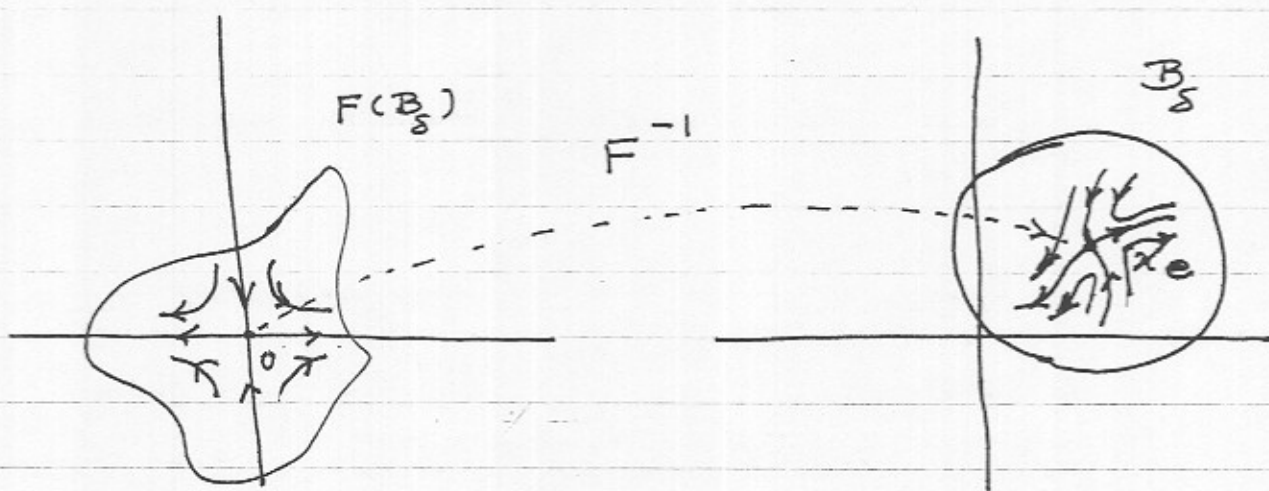


Figure 2

Hartman-Grobman Theorem.

The phase portrait of the nonlinear system near an equilibrium  $x_0$  is a distorted (by  $F^{-1}$ ) version of the phase portrait of the linearization near 0.

Remark: The hyperbolicity assumption of the Hartman-Grobman Theorem is important; as the following illustrates.

Example Consider the system

$$\begin{aligned} \dot{x}_1 &= -x_2 - \mu x_1 (x_1^2 + x_2^2) \\ \dot{x}_2 &= x_1 - \mu x_2 (x_1^2 + x_2^2). \end{aligned}$$

The linearization at  $(0,0)$  is just the harmonic oscillator with center

(0,0). But, from the polar coordinate representation of the system,

$$\dot{r} = -\mu r^3$$

$$\dot{\theta} = 1,$$

so the solutions to the nonlinear system spiral in (out) towards (away from) zero for  $\mu > 0$  ( $\mu < 0$ ).

### Closed Orbits of a Dynamical System

Definition: Consider the nonlinear system with flow  $\phi_t^f$ . We say that

$x$  is a nontrivial periodic point of period  $T$  if  $\phi_T^f(x) = x$  for some  $T > 0$

and  $T$  is the smallest such time. The trajectory  $\gamma$  through a periodic point is called a periodic orbit;

$$\gamma = \left\{ \phi_t^f(x) : t \geq 0 \right\}.$$

Such orbits are closed (as curves).

Finding periodic orbits is hard.

But in  $\mathbb{R}^2$  we have a sufficient condition



Definition: A region  $M \subset \mathbb{R}^n$  is positively (negatively) invariant for the flow  $\phi_t^f$ , if for each  $x \in M$ ,

$$\phi_t^f(x) \in M$$

for all  $t \geq 0$  ( $t \leq 0$ ).

Theorem: (Poincaré-Bendixson)

Consider the continuous time dynamical system in the plane

$$\dot{x} = f(x).$$

Let  $M$  be a closed and bounded positively invariant set for the flow  $\{\phi_t^f : t \geq 0\}$ . Suppose  $M$  ~~contains~~ does not contain any equilibria of the given system. Then  $M$  contains a closed orbit.

The following example of a fundamental biochemical process called glycolysis, taken from S. H. Strogatz (Nonlinear Dynamics and Chaos) is a nice illustration of the Poincaré-Bendixson Theorem.

Glycolysis in living cells generates energy through the breaking down of sugar. In intact yeast cells as well as in yeast or muscle extracts, glycolysis proceeds, under suitable conditions, in an oscillatory fashion, with the periodic rise and fall of the concentrations of various intermediates.

A simple ~~kinematic~~ kinetic model due to Sel'kov (1968) (Eur. J. Biochem. 4:79), in dimensionless form is given by

$$\begin{aligned} \dot{x} &= -x + ay + x^2y \\ \dot{y} &= b - ay - x^2y \end{aligned}$$

where  $x$  and  $y$  are, respectively, the concentrations of ADP (adenosine diphosphate) and F6P (fructose-6-phosphate),  $a, b > 0$  are kinetic parameters.

To show that this system has a periodic solution via the Poincaré-Bendixson Theorem, one needs to find a positively invariant set for the system, that contains

no equilibria, that is closed and bounded. Such a set would also be called a trapping region for the system. There will be conditions on  $a$  and  $b$  as a result. We construct a trapping region in Figure 1.

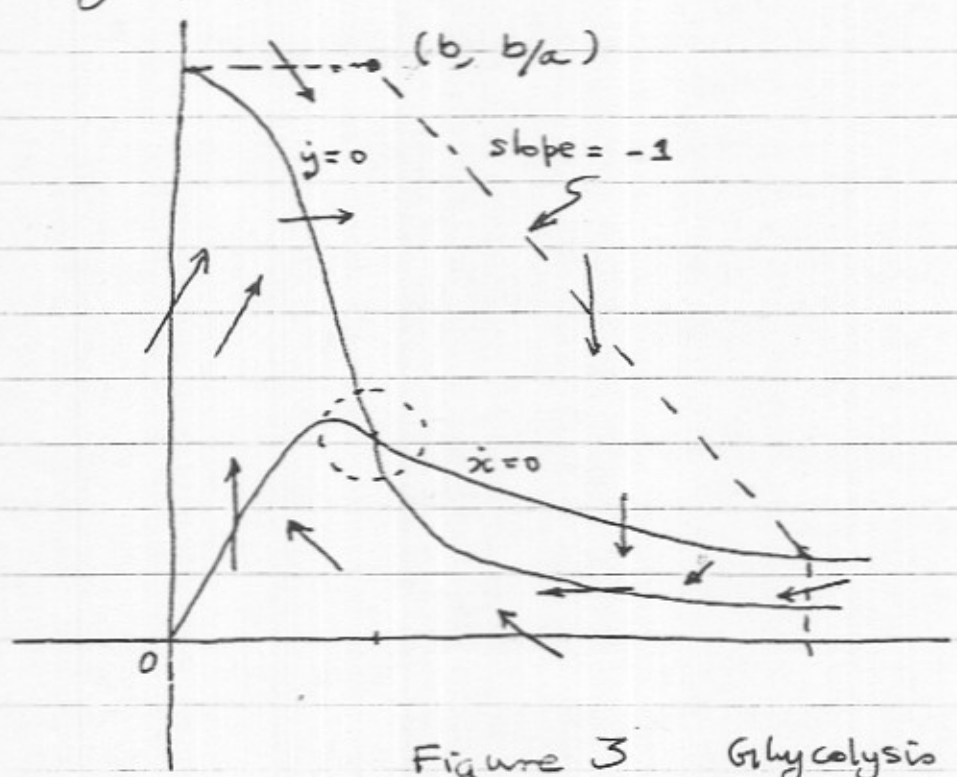


Figure 3 Glycolysis Model

In the figure, the solid curves  $\dot{x} = 0$  (equivalently  $y = x / (a + x^2)$ ), and  $\dot{y} = 0$  (equivalently  $y = b / (a + x^2)$ ), are the null-clines. On these curves the direction fields are marked by vertical and horizontal arrows respectively. Ignore the dotted circle for the moment. The intersection of the null-clines gives the



unique equilibrium point  $(b, \frac{b}{a+b^2})$ .

The five-sided figure bounded by the horizontal and vertical axes and the three dotted straight line segments is a trapping region for the system in the sense that, once a trajectory enters this region, it never leaves it.

To see this, convince yourself that the arrows are drawn correctly on the boundaries of the region.

Hint: Verify that in the region above the nullcline  $\dot{x} = 0$ , we obtain  $\dot{x} > 0$  and below it we obtain  $\dot{x} < 0$ ; in the region to the left of the nullcline  $\dot{y} = 0$  but to the right of  $x = 0$ ,  $\dot{y} > 0$ , and to the right of the nullcline  $\dot{y} = 0$  <sup>and above  $\dot{x} = 0$</sup>  we obtain  $\dot{y} < 0$ . On the diagonal dotted line of slope  $-1$ ,

$$\begin{aligned} \dot{x} - (-\dot{y}) &= -x + ay + x^2y \\ &\quad + b - ay - x^2y \\ &= b - x, \end{aligned}$$

implying  $-\dot{y} > \dot{x}$  if  $x > b$  which is the case.

~~The notion that~~ We cannot conclude from this that there is a periodic solution in the trapping region. This



is because we have an equilibrium point in this region — violating one of the hypotheses of the Poincaré-Bendixon Theorem. What do we do?

Well, if the equilibrium  $(b, \frac{b}{a+b^2})$  is an unstable node or a focus, then on a small dotted circle surrounding the equilibrium, all arrows will be pointing outward. Then one can conclude that the trapping region minus the open disk bounded by the dotted circle, is a closed and bounded positively invariant set <sup>(i.e. a smaller trapping region)</sup> containing no equilibria. Hence it must contain a periodic orbit by PBT.

So what are the conditions for the equilibrium to be an unstable node or focus?

Linearize the dynamics at the equilibrium to get

$$A = (Df)_e = \begin{pmatrix} -1 + 2xy & a + x^2 \\ -2xy & -(a + x^2) \end{pmatrix}$$

$$x = b$$

$$y = \frac{b}{a + b^2}$$

$$\det(A) = a + b^2 \quad \text{and} \quad \text{tr}(A) = \text{trace of } A = \frac{b^4 + (2a-1)b^2 + (a+a^2)}{a + b^2}.$$

Thus the equilibrium is unstable if  $\text{tr}(A) > 0$  and stable if  $\text{tr}(A) < 0$ . The stability regions in parameter space are separated by the curve

$$b^2 = \frac{1}{2} (1 - 2a \pm \sqrt{1 - 8a})$$

See figure

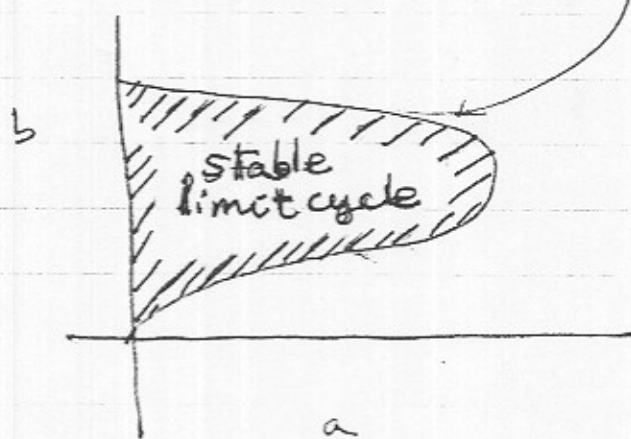


Figure 4.  
Stability region in parameter space

Recall the classification diagram in parameter space for planar linear systems ~~is~~ in Figure. For a  $2 \times 2$  matrix  $A = [a_{ij}]$  the characteristic polynomial

$$\chi_A(s) = \det \begin{pmatrix} s - a_{11} & -a_{12} \\ -a_{21} & s - a_{22} \end{pmatrix}$$

$$= (s - a_{11})(s - a_{22}) - a_{12}a_{21}$$

$$= s^2 - s(a_{11} + a_{22}) + (a_{11}a_{22} - a_{12}a_{21})$$

$$= s^2 - \tau s + \Delta$$

where  $\tau = \text{tr}(A)$  and  $\Delta = \det(A)$ .

The discriminant for the characteristic equation is  $\tau^2 - 4\Delta$

